

Name(first and last): _____

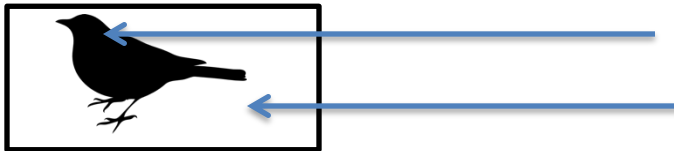
Section: _____

Study Guide Test #1

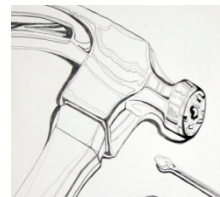
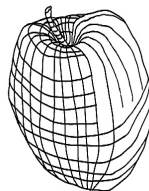

Complete the study guide for homework, due: Wednesday, September 5th. The answer key will be posted that evening for you to check your answers. The test is Friday, September 7th

- List the Elements of Art: _____

- What tools did we use for our shoe project: Ink: _____ Tool: _____
- Texture that we can physically feel is called: _____
- Texture that is drawn or painted: _____
- The brightest values in a painting are called: _____
- The darkest values in a painting are called: _____
- Thick application of paint (like Rembrandt): _____
- This represents the colors in art: _____
- Name the 2 categories of shape: natural = _____
man-made= _____
- The metal tip of the dip pen is called the: _____
- You can draw different line weights with a dip pen by varying your: _____
- Identify the two types of space in the image below:




- Identify the different types of line:



- Contour line varies for four different reasons:

- Identify the artists who created the following works: (last name only): you have a word bank on the test.













- List the 4 drawing steps: _____
- _____

- List the 3 mantras we learned:

- Draw the shoe photo in the empty rectangle provided and using the drawing steps. Do not erase them. Finish the drawing with contour line only. NO SHADING!

