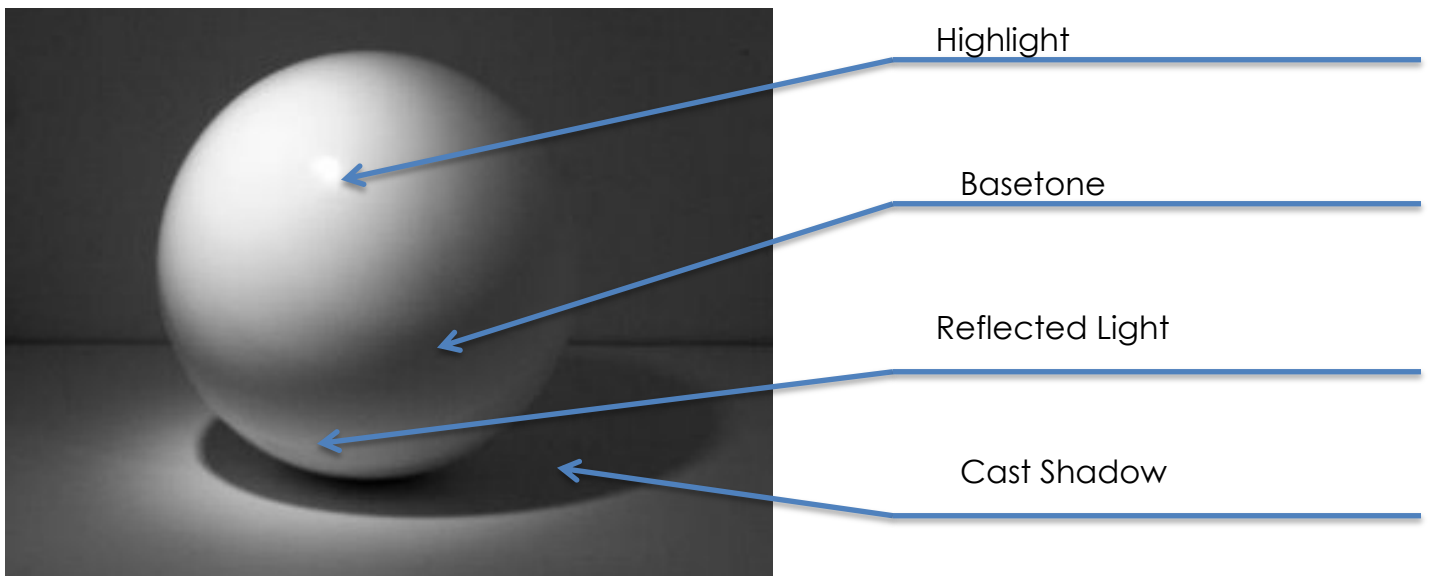
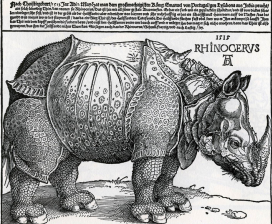




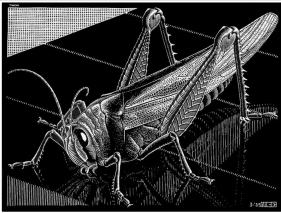


Name: \_\_\_ANSWER KEY\_\_\_\_\_

STUDY GUIDE FOR MIDTERM EXAM **ANSWER KEY**Midterm Exam: Friday, October 5<sup>th</sup>


<p><u>Value:</u> Variation in hue from light to dark.</p> <p><u>Hatching:</u> Closely drawn parallel lines.</p> <p><u>Crosshatching:</u> Lines that crisscross together to form different values.</p> <p><u>Cross contour:</u> Lines that curve along the contours of a form</p>	<p><u>Scratchboard:</u> A drawing board coated with white clay and black ink.</p> <p><u>Subtractive Method:</u> Making an image by removing drawing material.</p> <p><u>Planar Analysis:</u> Breaking down values into a series of shapes or planes.</p> <p><u>Chiaroscuro:</u> Italian word meaning "light and dark", refers to high contrast value.</p>
----------------------------------------------------------------------------------------------------------------------------------------------------------------------------------------------------------------------------------------------------------------------------------	-----------------------------------------------------------------------------------------------------------------------------------------------------------------------------------------------------------------------------------------------------------------------------------------------------------------------------------------------------------



	<p>Artist: Dürer</p>	<p>What animal is this image based off of and where did it come from?  Rhinoceros from someone else's description</p>
	<p>Artist: Da Vinci</p>	<p>How did Leonardo Da Vinci make his drawings? drew lots of studies from direct observation</p>
	<p>Artist: Merian</p>	<p>Where did Merian go with her daughter to draw? Suriname  What was her primary subject matter? Insects</p>
	<p>Artist: Haeckel</p>	<p>What is the name of Haeckel's famous book? Art Forms Of Nature</p>
	<p>Artist: Audubon</p>	<p>How did Audubon achieve the uniquely lifelike bird paintings?  Taxidermy, so he could pose them</p>
	<p>Artist: Escher</p>	<p>What medium is this?  Woodcut What method did he use to create this image? Subtractive</p>



Rembrandt  
Chiaroscuro



Caravaggio  
Chiaroscuro

Directions:

1. Draw the image shown here using the steps we learned in class.
2. Make the drawing the same size and proportions as the reference image using your measuring strategies.
3. Leave all of your drawing steps and measurements visible. Do not erase them.
4. Draw the Planar Analysis shapes, and do not erase them.
5. Create the values and textures using linear mark-making only.
6. Add as much detail as possible.

