


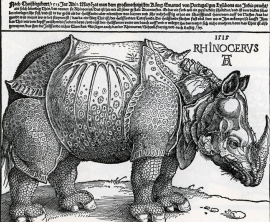


Name: _____ Section: _____ Period: _____

STUDY GUIDE FOR MIDTERM EXAM
Midterm Exam: Friday, October 4th

<p><u>Value:</u></p> <p><u>Hatching:</u></p> <p><u>Crosshatching:</u></p> <p><u>Cross contour:</u></p> <p><u>Scratchboard:</u></p>	<p><u>Subtractive Method:</u></p> <p><u>Planar Analysis:</u></p> <p><u>Chiaroscuro:</u></p>  
--	---



	Artist:	What animal is this image based off of and where did it come from?
	Artist:	How did Leonardo Da Vinci make his drawings?
	Artist:	Where did Merian go with her daughter to draw? What was her primary subject matter?
	Artist:	What is the name of Haeckel's famous book?
	Artist:	How did Audubon achieve the uniquely lifelike bird paintings?
	Artist:	What medium is this? What method did he use to create this image?

Directions:

1. Draw the image shown here using the steps we learned in class.
2. Make the drawing the same size and proportions as the reference image using your measuring strategies.
3. Leave all of your drawing steps and measurements visible. Do not erase them.
4. Draw the Planar Analysis shapes, and do not erase them.
5. Create the values and textures using linear mark-making only.
6. Add as much detail as possible.

