


NAME: ANSWER KEY

SECTION: ALL

PERIOD: ALL

FINAL EXAM STUDY GUIDE (due: TUE 12.17.)  
Exam is during Finals Week!

**Directions:** Color the monochromatic value scale below using one pure color (hue), white (the white of the page), and black. Make sure it goes from light (left) to dark (right), with the white square being pure white, the pure color rectangle being pure color, and the black rectangle being pure black.



**Directions:** List the four drawing steps:

The Drawing Steps	
1)	<u>GUIDELINES</u>
2)	<u>BASIC SHAPES</u>
3)	<u>MORE SPECIFICS</u>
4)	<u>VALUE + DETAIL</u>

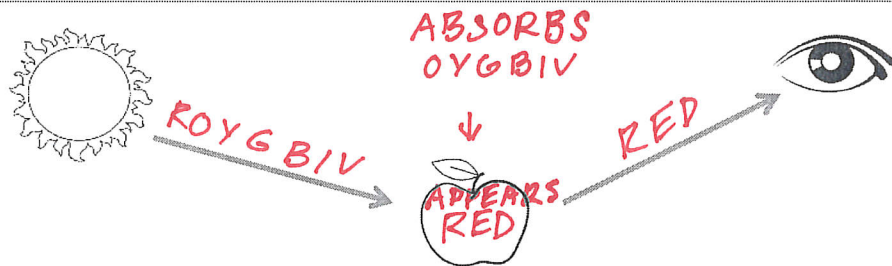
**Directions:** Identify four types of line shown below by labeling the boxes.

<u>CROSS-CONTOUR</u>	<u>CROSS-HATCHING</u>
<u>OUTLINE</u>	<u>CONTOUR</u>


**DIRECTIONS:** Identify the artists of the following images by writing the last names in the boxes below:

<u>AUDUBON</u>	<u>DÜRER</u>	<u>REMBRANDT</u>	<u>O'KEEFFE</u>	<u>PICASSO</u>

**DIRECTIONS:** Complete the diagram here by labeling the colors coming from the sun and the colors reflecting off the red apple.



**DIRECTIONS:** For the sphere below label the value names in the blanks on the right.



HIGHLIGHT

BASE TONE

REFLECTED LIGHT


CAST SHADOW

**DIRECTIONS:** Fill in the blanks with the correct color names and terms.


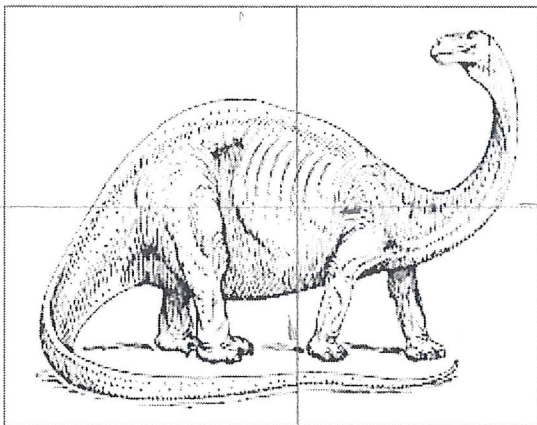
- The three primary colors are RED, YELLOW, and BLUE.
- List the ELEMENTS OF ART: LINE SHAPE FORM TEXTURE  
VALUE SPACE COLOR
- Why is a (HB) pencil better for finer lines than a (4B) pencil? IT IS A HARDER LEAD
- Write the equations for all three secondary colors: RED + BLUE = Violet  
YELLOW + BLUE = Green RED + YELLOW = Orange
- What was the name of the tool and the type of ink that we used for our shoe drawings? DIP PEN  
INDIA INK
- Write the general equation for tertiary colors: PRIMARY + SECONDARY = Tertiary
- What is the difference between how an outline makes a drawing look versus a contour line?  
OUTLINE LOOKS FLAT, CONTOUR LOOKS DIMENSIONAL
- List the three main complementary color pairs: RED and GREEN  
BLUE and ORANGE YELLOW and VIOLET DON'T MIX THEM
- What is the one thing to remember when using white and black charcoal pencils together? THEM  
(OR OVERLAP)
- What is the value of toned paper (generally)? HALFTONE (40%)
- Mixing complementary colors together creates a: NEUTRAL
- In color temperature: WARM colors advance, COOL colors recede.  
(fill in either the words "warm" or "cool").
- Who invented the first color wheel? SIR ISAAC NEWTON
- The original color wheel explained the relationship between color and light. The current color wheel explains the relationship between PIGMENTS
- List three analogous colors in order: RED, RED-ORANGE, ORANGE, YELLOW-ORANGE, YELLOW, YELLOW-GREEN, GREEN, BLUE-GREEN, BLUE, BLUE-VIOLET, ETC.
- What is the term for mapping out values as a series of shapes or planes? PLANAR ANALYSIS
- What is it called when you make a drawing by removing material, like scratchboard? SUBTRACTIVE METHOD

**DIRECTIONS:** Color each hue on the Color Wheel in the correct order neatly and darkly. You do not need to scumble. Then label each hue on its corresponding line.

Do not forget hyphens in tertiary color names!




**DIRECTIONS:** Copy the drawing you see here using your drawing steps and without erasing them. Then finish the drawing with contour line only. Then copy the marks used in the reference to create texture and value.



**DIRECTIONS:**

- 1) Draw the flower image provided for you inside the box below using your drawing steps. You can erase them later.
- 2) Color the flower in colored pencil using one of the color schemes we learned (not monochromatic).
- 3) Label your color scheme below. Fill in the bubbles of the mains, shadow(s) and accent colors you will use.
- 4) Use your different colors to layer and shade smoothly, including background.
- 4) Use CONTOUR LINE to finish all of the edges and CROSS CONTOUR for edges.

**YOUR COLOR SCHEME IS:** SPOT 'COMPLEMENTARY'



- You must bring the following to class on the day of the exam for points on the test:
1. at least 12 colored pencils
  2. 1 wooden #2 Pencil
  3. 1 large eraser